

# Prevent Harmful Licking!


Learn how to use your pet's restrictive device

©2023 ASPCA. All rights reserved.



Snug but not too tight  
(room for 2 fingers).

## Get the Right Fit



About 2 inches  
from the nose to  
edge of the cone.



Attach your pet's  
collar (or gauze)  
to the loops in  
the cone.



from Litterboxes



## 10-14 Days


Keep the cone on at all times  
for 7-10 days. Even a little  
licking can cause problems.

(Keep cats inside during this time.)


## Keep it Clean

Use soap & water. Dry completely  
before putting back on ASAP!

(Watch your pet doesn't use this time to lick!)



## Elevate Food Bowls



To help with eating.

We offer post-surgical exams, associated fees apply. Please text 425-649-7560 or email [vets@seattlehumane.org](mailto:vets@seattlehumane.org) with any concerns or to set up a post-surgical visit. Our clinic is open 7 days a week by appointment only.